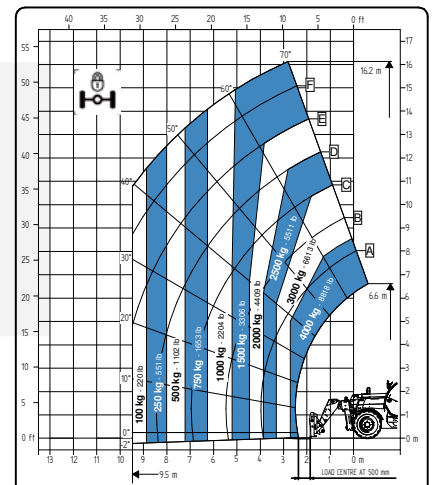
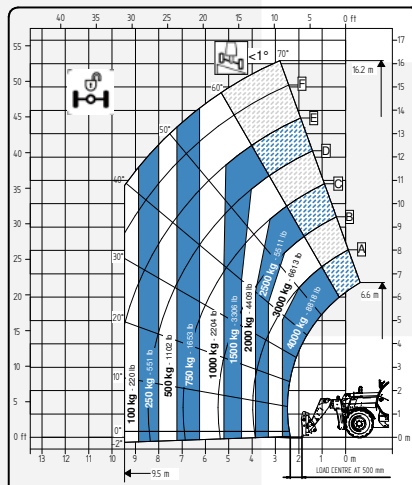
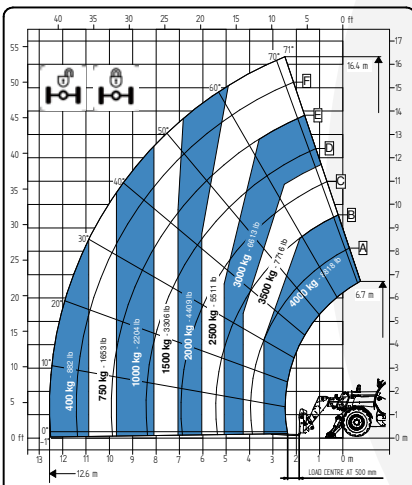


TECHNICAL SHEET

17.40 FULL ELECTRIC



It brings to the attention of all potential customers, all recipients, and to the maximum extent possible, external interlocutors, that Faresin Industries S.p.A. adopts a general Disclaimer regarding the description of the technical and functional characteristics of its machineries, as well as the manner of their use, also with regard to their safety. The Disclaimer must be understood as having a general scope, and therefore Faresin Industries s.p.a. invites to know it, also by accessing the website: www.faresinindustries.com




FARESIN.COM



17.40 FULL ELECTRIC






TECHNICAL FEATURES

MODELS		17.40E
DIMENSIONS		
Height	mm	2500
Width	mm	2331
Length	mm	6520
Cabin width	mm	960
WEIGHT		
Weight	kg	12100
DETAILS		
Number of extracting sections	nr	3
Max capacity	kg	4000
Max lifting height	m	16,4
Max horizontal boom extension	m	12,6
Boom extension at max height	m	2,5
Swinging Angle	°	144
TANK CAPACITY		
Hydraulic oil tank	l	150
CONNECTION FOR EQUIPMENT		
FH		●
TYRES		
405/70 20		●
405/70 24		○
445/65 R22.5		○
Turning radius	m	4
BATTERIES AND CHARGERS		
Battery		435V (105 Ah)
Charging type	v	220 - 380 

NOTE: All dimensions defined on model with wheels 405/70 20

CONFIGURATIONS		FULL ELECTRIC
TRANSMISSION		
Transmission		electric
Speed	km/h	25
MOTOR		
Transmission S1	kW	51
Hydraulic services S3	kW	23
HYDRAULIC		
Pump type		gears pump
Hydraulic capacity	l/bar	120/250
Distribution		flow sharing
OTHER		
Joystick		hydraulic-electro proportional
Cabin		Queen Cab
Quick coupling		○
Front and rear LED lights		○
Floating boom		○
Boom suspension		○
Manual 6-way diverter		○
PEB (Boom Electric Socket)		○
Front constant flow		○
Bucket mode		●
SPECIAL FEATURES		
Air conditioning		○
Forward buzzer avas		○
Farmatics		FULL (2-5 years)

● Standard ○ Optional - Not available

POWER AND BATTERY CAPACITY		45 kW/h (105 Ah)
AUTONOMY STANDARD CYCLE INTENSIVE (eco mode)		UP TO 3,5 HOURS
AUTONOMY STANDARD CYCLE NOT INTENSIVE (eco mode)		UP TO 8 HOURS
CHARGERS 		
STANDARD ON BOARD CHARGER	0-80%	4 h
POWER INPUT  16 A  400 VAC (3P+N)	0-100%	6 h
POWER OUTPUT  20 A  435 VDC		

*This is a first draft of data, further verification is ongoing