

SPECIFICATIONS

Size	Metric	British
Max. Working Height	22.21m	72ft 10in
Max. Platform Height	20.21m	66ft 4in
Max. Operating Range(+0.6m)	13.32m	43ft 8in
Max. Platform Range	12.72m	41ft 9in
Overall Length(Stowed) A	9.55m	31ft 4in
Overall Length(Transport)	7.71m	25ft 4in
Overall Width(Stowed) B	2.33m	7ft 8in
Overall Height(Stowed) C	2.55m	8ft 4in
Overall Height(Transport)	2.57m	8ft 5in
Platform Size(Length×Width)	1.83m×0.79m	6ft×2ft 7in
Turntable Tailswing	0.93m	3ft 1in
Ground Clearance D	0.31m	1ft
Wheelbase E	2.30m	7ft 7in
Turning Radius(Inside/Outside)	2.92m/4.49m	9ft 7in/14ft 9in
Tyres	315/55 D20	315/55 D20
Max. Up And Over Clearance	8.13m	26ft 8in
Max. Down Probing Depth	1.77m	5ft 10in

Performance

S.W.L	250kg	551lb
Max. Occupants	2	2
Gradeability	35%	35%
Travel Speed(Stowed)	6.0km/h	3.7mph
Travel Speed(Raised)	1.1km/h	0.7mph
Max. Working Slope	X-5°/Y-5°	X-5°/Y-5°
Turret Rotation	360°Continuous	360°Continuous
Platform Rotation	180°	180°
Jib Movement	132°	132°

Weight

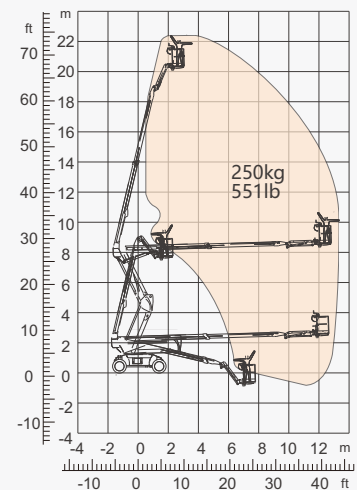
Overall Weight	9500kg	20944lb
----------------	--------	---------

Power

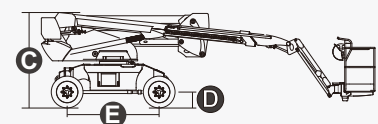
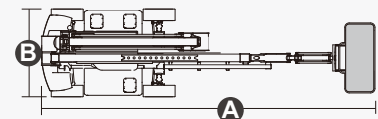
Battery	48V/375Ah	48V/375Ah
Charger	48VDC/60A	48VDC/60A
Driving Motor	34VAC/9kW	34VAC/9kW
Lifting Motor	34VAC/13kW	34VAC/13kW
Hydraulic Tank	145L	38gal



ELECTRIC



Range Of Motion



FEATURES

Standard Items

- 1.50m (4ft 11in) Jib
- Front Oscillating Axle
- Two-Wheel Steering
- Four-Wheel Drive
- Self-Leveling Platform
- 180° Left And Right Swing Platform
- Proportional Joystick Controls
- Thumb Rocker Steer
- Drive Enable
- Ac Power Cord To Platform
- Tilt Alarm
- Descent Alarm
- Flash
- Horn
- Hour Meter
- Integral Integrated Special Drive Axle
For Construction Machinery
- 360° Continuous Turntable Rotation
- Positive Traction Four Wheel Drive
- Platform Load Sense System
- Fault Diagnosis System
- Operator Anti-crushing Protection System
- Harsh Environment Kits
- 12V DC Auxiliary Power
- Battery 48V/375Ah
- Driving Motor 9kW 4834rpm
- Lifting Motor 13kW 1855rpm



Articulated
Boom-BA



Working
Height-22m



Jib



Electric-E



Rough
Terrain-RT



ZHEJIANG DINGLI MACHINERY CO., LTD.

Address: No.188 Qihang Road, Deqing, Zhejiang P.R.C 313219

Telephone: +86(572)8681688

E-Mail: export@cndingli.com

<https://en.cndingli.com>