

SPECIFICATIONS

Size	Metric	British
Max. Working Height	22.21m	72ft 10in
Max. Platform Height	20.21m	66ft 4in
Max. Operating Range(+0.6m)	13.32m	43ft 8in
Max. Platform Range	12.72m	41ft 9in
Overall Length(Stowed) A	9.55m	31ft 4in
Overall Length(Transport)	7.71m	25ft 4in
Overall Width(Stowed) B	2.33m	7ft 8in
Overall Height(Stowed) C	2.55m	8ft 4in
Overall Height(Transport)	2.57m	8ft 5in
Platform Size(Length×Width)	1.83m×0.79m	6ft×2ft 7in
Turntable Tailswing	0.93m	3ft 1in
Ground Clearance D	0.31m	1ft
Wheelbase E	2.30m	7ft 7in
Turning Radius(Inside/Outside)	2.92m/4.49m	9ft 7in/14ft 9in
Tyres	315/55 D20	315/55 D20
Max. Up And Over Clearance	8.13m	26ft 8in
Max. Down Probing Depth	1.77m	5ft 10in

Performance

S.W.L	250kg	551lb
Max. Occupants	2	2
Gradeability	35%	35%
Travel Speed(Stowed)	6.0km/h	3.7mph
Travel Speed(Raised)	1.1km/h	0.7mph
Max. Working Slope	X-5°/Y-5°	X-5°/Y-5°
Turret Rotation	360°Continuous	360°Continuous
Platform Rotation	180°	180°
Jib Movement	132°	132°

Weight

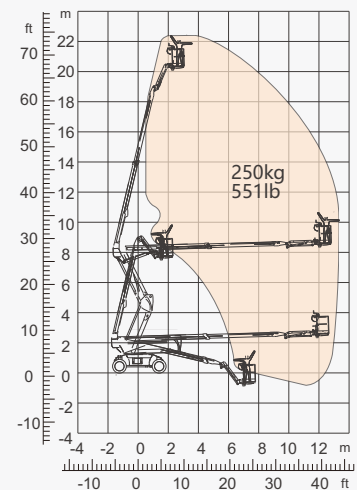
Overall Weight	9500kg	20944lb
----------------	--------	---------

Power

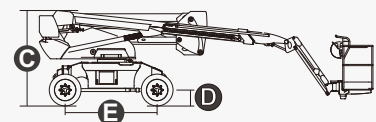
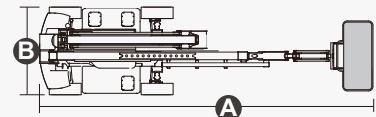
Diesel Engine	Kubota D1105/18kW	Kubota D1105/18kW
Diesel Tank	115L	30gal
Hydraulic Tank	145L	38gal



ENGINE



Range Of Motion



FEATURES

Standard Items

- 1.50m (4ft 11in) Jib
- Front Oscillating Axle
- Two-Wheel Steering
- Four-Wheel Drive
- Self-Leveling Platform
- 180° Left And Right Swing Platform
- Proportional Joystick Controls
- Thumb Rocker Steer
- Drive Enable
- Ac Power Cord To Platform
- Tilt Alarm
- Descent Alarm
- Flash
- Horn
- Hour Meter
- Integral Integrated Special Drive Axle
For Construction Machinery
- 360° Continuous Turntable Rotation
- Positive Traction Four Wheel Drive
- Platform Load Sense System
- Fault Diagnosis System
- Operator Anti-crushing Protection System
- Harsh Environment Kits
- 12V DC Auxiliary Power
- Kubota D1105 18kW 2600rpm Diesel Engine
- Hydraulic Oil Radiator
- Anti-restart Engine Protection
- Anti-reverse Engine Device
- Auto Engine Fault Shutdown



**Articulated
Boom-BA**



**Working
Height-22m**



Jib



Diesel Engine



**Rough
Terrain-RT**



ZHEJIANG DINGLI MACHINERY CO., LTD.

Address: No.188 Qihang Road, Deqing, Zhejiang P.R.C 313219

Telephone: +86(572)8681688

E-Mail: export@cndingli.com

[Https://en.cndingli.com](https://en.cndingli.com)

Due to continuous technology updates, technical parameters are subject to change without notice. This picture book is for reference only, the actual product shall prevail. The copyright is owned by zhejiang dingli, any content may not be copied for any purpose without written permission.

2022-10

