

## SPECIFICATIONS

Size	Metric	British
Max. Working Height	24.30m	79ft 9in
Max. Platform Height	22.30m	73ft 2in
Max. Operating Range(+0.6m)	17.10m	56ft 1in
Max. Platform Range	16.50m	54ft 2in
Overall Length(Stowed) <b>A</b>	9.83m	32ft 3in
Overall Length(Transport)	10.03m	32ft 11in
Overall Width(Stowed) <b>B</b>	2.50m	8ft 2in
Overall Width(Transport)	2.28m	7ft 6in
Overall Height(Stowed) <b>C</b>	2.89m	9ft 6in
Overall Height(Transport)	2.61m	8ft 7in
Platform Size(Length×Width)	2.44m×0.91m	8ft×3ft
Turntable Tailswing	1.61m	5ft 3in
Ground Clearance <b>D</b>	0.41m	1ft 4in
Wheelbase <b>E</b>	2.80m	9ft 2in
Turning Radius(Inside/Outside)	1.87m/3.22m	6ft 2in/10ft 7in
Tyres	385/45-28	385/45-28
Max. Up And Over Clearance	9.14m	30ft
Max. Down Probing Depth	4.03m	13ft 3in

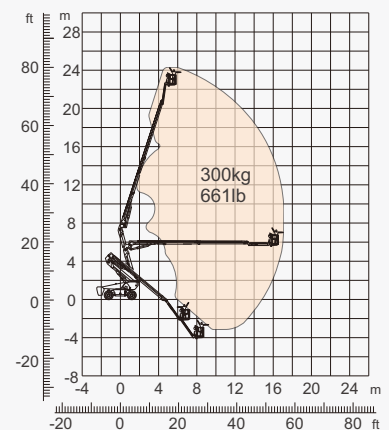
Performance		
S.W.L	300kg	661lb
Max. Occupants	2	2
Gradeability	45%	45%
Travel Speed(Stowed)	6.0km/h	3.7mph
Travel Speed(Raised)	1.1km/h	0.7mph
Max. Working Slope	X-5°/Y-5°	X-5°/Y-5°
Turret Rotation	360°Continuous	360°Continuous
Platform Rotation	180°	180°
Jib Movement	135°	135°

Weight		
Overall Weight	17200kg	37919lb

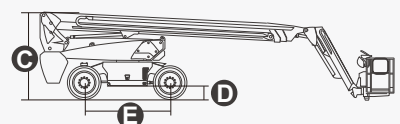
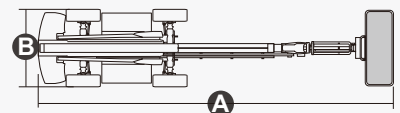
Power		
Diesel Engine	Deutz TD2.9 L4 / 55.4kW	Deutz TD2.9 L4 / 55.4kW
Emergency Power System	12V	12V
Driving Motor	135L	35gal
Hydraulic Tank	165L	43gal



ENGINE



Range Of Motion



## FEATURES

### Standard Items

- 2.31m (7ft 7in) Jib
- Front Oscillating Axle
- Four-Wheel Steering
- Four-Wheel Drive
- Self-Leveling Platform
- 180° Left And Right Swing Platform
- Proportional Joystick Controls
- Thumb Rocker Steer
- Drive Enable
- Ac Power Cord To Platform
- Tilt Alarm
- Descent Alarm
- Flash
- Horn
- Hour Meter
- Integral Integrated Special Drive Axle  
For Construction Machinery
- 360° Continuous Turntable Rotation
- Positive Traction Four Wheel Drive
- Platform Load Sense System
- Fault Diagnosis System
- Operator Anti-crushing Protection System
- Harsh Environment Kits
- 12V DC Auxiliary Power
- Deutz D2.9 L4 55.4kW 2600rpm Diesel Engine
- Hydraulic Oil Radiator
- Anti-restart Engine Protection
- Anti-reverse Engine Device
- Auto Engine Fault Shutdown



Articulated  
Boom-BA



Working  
Height-24m



Jib



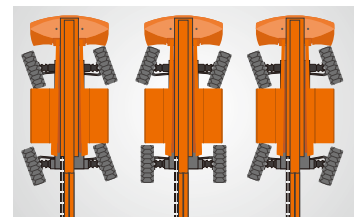
Diesel Engine



Rough  
Terrain-RT



Anti Extrusion Device



Multiple Steering Modes

### ZHEJIANG DINGLI MACHINERY CO., LTD.

Address: No.188 Qihang Road, Deqing, Zhejiang P.R.C 313219

Telephone: +86(572)8681688

E-Mail: [export@cndingli.com](mailto:export@cndingli.com)

<https://en.cndingli.com>