

## SPECIFICATIONS

| Size                            | Metric      | British          |
|---------------------------------|-------------|------------------|
| Max. Working Height             | 16.22m      | 53ft 3in         |
| Max. Platform Height            | 14.22m      | 46ft 8in         |
| Max. Operating Range(+0.6m)     | 9.40m       | 30ft 10in        |
| Max. Platform Range             | 8.80m       | 28ft 10in        |
| Overall Length(Stowed) <b>A</b> | 7.37m       | 24ft 2in         |
| Overall Length(Transport)       | 5.49m       | 18ft             |
| Overall Width(Stowed) <b>B</b>  | 2.33m       | 7ft 8in          |
| Overall Height(Stowed) <b>C</b> | 2.49m       | 8ft 2in          |
| Overall Height(Transport)       | 2.60m       | 8ft 6in          |
| Platform Size(Length×Width)     | 1.83m×0.79m | 6ft×2ft 7in      |
| Turntable Tailswing             | 1.24m       | 4ft 1in          |
| Ground Clearance <b>D</b>       | 0.31m       | 1ft              |
| Wheelbase <b>E</b>              | 2.30m       | 7ft 7in          |
| Turning Radius(Inside/Outside)  | 2.92m/4.49m | 9ft 7in/14ft 9in |
| Tyres                           | 315/55D20   | 315/55D20        |

### Performance

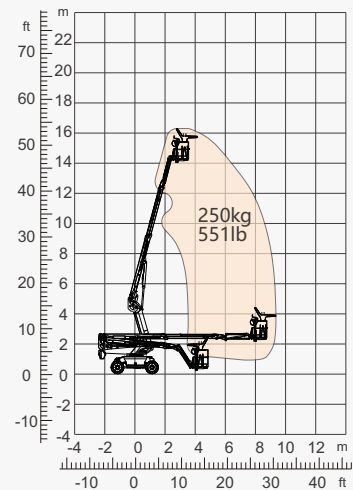
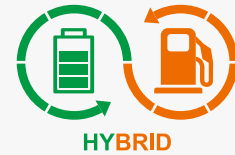
|                      |                |                |
|----------------------|----------------|----------------|
| S.W.L                | 250kg          | 551lb          |
| Max. Occupants       | 2              | 2              |
| Gradeability         | 40%            | 40%            |
| Travel Speed(Stowed) | 6.0km/h        | 3.7mph         |
| Travel Speed(Raised) | 1.1km/h        | 0.7mph         |
| Max. Working Slope   | X-5°/Y-5°      | X-5°/Y-5°      |
| Turret Rotation      | 360°Continuous | 360°Continuous |
| Platform Rotation    | 180°           | 180°           |
| Jib Movement         | 132°           | 132°           |

### Weight

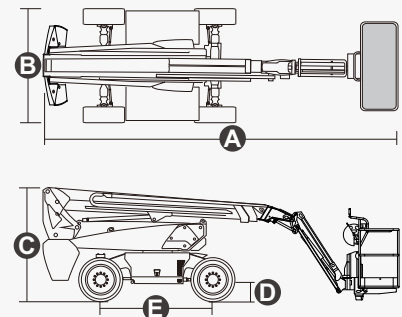
|                |        |         |
|----------------|--------|---------|
| Overall Weight | 6130kg | 13514lb |
|----------------|--------|---------|

### Power

|                |                     |                      |
|----------------|---------------------|----------------------|
| Diesel Engine  | FIRMAN AN192F/7.6kW | 4FIRMAN AN192F/7.6kW |
| Battery        | 48V/320Ah           | 48V/320Ah            |
| Charger        | 48VDC/60A           | 48VDC/60A            |
| Driving Motor  | 34VAC/9kW           | 34VAC/9kW            |
| Lifting Motor  | 34VAC/13kW          | 34VAC/13kW           |
| Diesel Tank    | 30L                 | 7.9gal               |
| Hydraulic Tank | 145L                | 38gal                |



Range Of Motion



## FEATURES

### Standard Items

- 1.50m (4ft 11in) Jib
- Front Oscillating Axle
- Two-Wheel Steering
- Four-Wheel Drive
- Self-Leveling Platform
- 180° Left And Right Swing Platform
- Proportional Joystick Controls
- Thumb Rocker Steer
- Drive Enable
- Ac Power Cord To Platform
- Tilt Alarm
- Descent Alarm
- Flash
- Horn
- Hour Meter
- Integral Integrated Special Drive Axle  
For Construction Machinery
- 360° Continuous Turntable Rotation
- Positive Traction Four Wheel Drive
- Platform Load Sense System
- Fault Diagnosis System
- Operator Anti-crushing Protection System
- Harsh Environment Kits
- 12V DC Auxiliary Power
- Battery 48V/320Ah
- Driving Motor 9kW 4834rpm
- Lifting Motor 13kW 1855rpm



Telescopic  
Boom-BT



Working  
Height-16m



Jib



Hybrid-H



Rough  
Terrain-RT



### ZHEJIANG DINGLI MACHINERY CO., LTD.

Address: No.188 Qihang Road, Deqing, Zhejiang P.R.C 313219

Telephone: +86(572)8681688

E-Mail: [export@cndingli.com](mailto:export@cndingli.com)

<https://en.cndingli.com>