

## SPECIFICATIONS

Size	Metric	British
Max. Working Height	20.13m	66ft 1in
Max. Platform Height	18.13m	59ft 6in
Max. Operating Range(+0.6m)	13.44m	44ft 1in
Max. Platform Range	12.84m	42ft 2in
Overall Length(Stowed) <b>A</b>	9.51m	31ft 2in
Overall Length(Transport)	9.51m	31ft 2in
Overall Width(Stowed) <b>B</b>	2.33m	7ft 8in
Overall Height(Stowed) <b>C</b>	2.49m	8ft 2in
Overall Height(Transport)	2.49m	8ft 2in
Platform Size(Length×Width)	1.83m×0.79m	6ft×2ft 7in
Turntable Tailswing	1.30m	4ft 3in
Ground Clearance <b>D</b>	0.31m	1ft
Wheelbase <b>E</b>	2.30m	7ft 7in
Turning Radius(Inside/Outside)	2.92m/4.49m	9ft 7in/14ft 9in
Tyres	315/55D20	315/55D20

### Performance

S.W.L	250kg	551lb
Max. Occupants	2	2
Gradeability	35%	35%
Travel Speed(Stowed)	6.0km/h	3.7mph
Travel Speed(Raised)	1.1km/h	0.7mph
Max. Working Slope	X-5°/Y-5°	X-5°/Y-5°
Turret Rotation	360°Continuous	360°Continuous
Platform Rotation	180°	180°
Jib Movement	132°	132°

### Weight

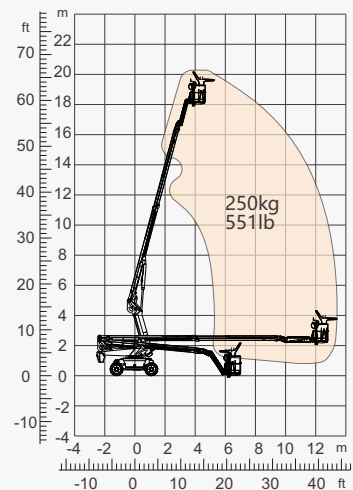
Overall Weight	7900kg	17417lb
----------------	--------	---------

### Power

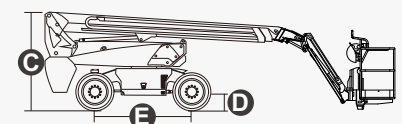
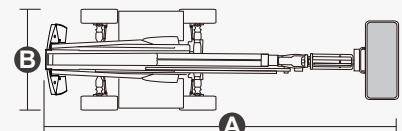
Diesel Engine	Kubota D1105/18kW	Kubota D1105/18kW
Diesel Tank	115L	30gal
Hydraulic Tank	145L	38gal



ENGINE



Range Of Motion



## FEATURES

### Standard Items

- 1.50m (4ft 11in) Jib
- Front Oscillating Axle
- Two-Wheel Steering
- Four-Wheel Drive
- Self-Leveling Platform
- 180° Left And Right Swing Platform
- Proportional Joystick Controls
- Thumb Rocker Steer
- Drive Enable
- Ac Power Cord To Platform
- Tilt Alarm
- Descent Alarm
- Flash
- Horn
- Hour Meter
- Integral Integrated Special Drive Axle  
For Construction Machinery
- 360° Continuous Turntable Rotation
- Positive Traction Four Wheel Drive
- Platform Load Sense System
- Fault Diagnosis System
- Operator Anti-crushing Protection System
- Harsh Environment Kits
- 12V DC Auxiliary Power
- Kubota D1105 18kW 2600rpm Diesel Engine
- Hydraulic Oil Radiator
- Anti-restart Engine Protection
- Anti-reverse Engine Device
- Auto Engine Fault Shutdown



Telescopic  
Boom-BT



Working  
Height-20m



Jib



Diesel Engine



Rough  
Terrain-RT



### ZHEJIANG DINGLI MACHINERY CO., LTD.

Address: No.188 Qihang Road, Deqing, Zhejiang P.R.C 313219

Telephone: +86(572)8681688

E-Mail: [export@cndingli.com](mailto:export@cndingli.com)

<https://en.cndingli.com>