

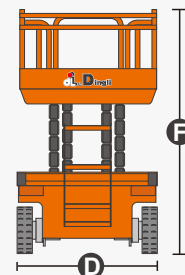
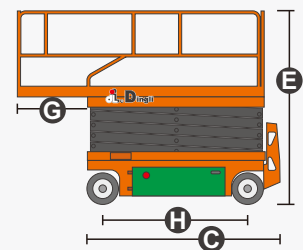
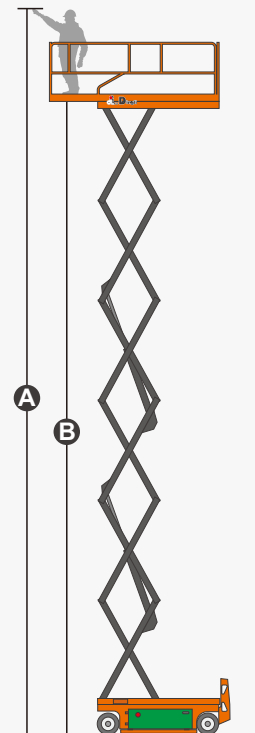
SPECIFICATIONS

| Size | Metric | British |
|-------------------------------------|--------------|-----------------|
| Max. Working Height A | 15.70m | 51ft 6in |
| Max. Platform Height B | 13.70m | 44ft 11in |
| Overall Length C | 2.84m | 9ft 4in |
| Overall Width D | 1.39m | 4ft 7in |
| Overall Height(Rails Up) E | 2.62m | 8ft 7in |
| Overall Height(Rails Down) F | 2.09m | 6ft 10in |
| Platform Size(Length×Width) | 2.64m×1.12m | 8ft 8in×3ft 8in |
| Platform Extension Size G | 0.90m | 2ft 11in |
| Ground Clearance(Stowed/Raised) | 0.10m/0.019m | 4in/1in |
| Wheelbase H | 2.22m | 7ft 3in |
| Turning Radius(Inside/Outside) | 0m/2.70m | 0in/8ft 10in |
| Tyres | φ381×127mm | φ381×127mm |

| Performance | | |
|----------------------|-------------|-------------|
| S.W.L | 250kg | 551lb |
| S.W.L On Extension | 113kg | 249lb |
| Max. Occupants | 2 | 2 |
| Gradeability | 25% | 25% |
| Travel Speed(Stowed) | 5.0km/h | 3.10mph |
| Travel Speed(Raised) | 0.8km/h | 0.50mph |
| Max. Working Slope | X-1.5°/Y-3° | X-1.5°/Y-3° |
| Up/Down Speed | 72/67sec | 72/67sec |

| Weight | | |
|-----------------------------------|--------|--------|
| Overall Weight(Lead-acid Battery) | 3470kg | 7650lb |
| Overall Weight(Lithium Battery) | 3380kg | 7451lb |

| Power | | |
|----------------|----------------|----------------|
| Hydraulic Tank | 20L | 5.3gal |
| Battery | 24V/240Ah | 24V/240Ah |
| Charger | 24V/30A | 24V/30A |
| Driving Motor | 2×24VAC/0.87kW | 2×24VAC/0.87kW |
| Lifting Motor | 24VAC/3.50kW | 24VAC/3.50kW |



FEATURES

Standard Items

- Proportional Joystick Controls
- Self-Locking Gates
- One-Way Platform Extension Deck
- Drivable At Full Height
- Non-Marking Tyres
- Two-Wheel Drive
- Two-Wheel Steering
- Automatic Braking System
- Emergency Descent System
- Tubing Explosion-Proof System
- Onboard Fault Diagnostic System
- Tilt Alarm
- Motion Alarm
- Horn
- Hour Meter
- Safety Arm For Troubleshooting
- Standard Transport Forklift Holes
- Charging Protection System
- Flashing LED Beacon
- Foldable Guard Rails
- Automatic Pothole Protection
- Drive Enable
- Charging Indicator
- Manual Brake Release
- Lanyard Attachment Point
- Tie-Down And Lifting Points
- Platform Load Sense System
- Emergency Stop Button



ZHEJIANG DINGLI MACHINERY CO., LTD.

Address: No.188 Qihang Road, Deqing, Zhejiang P.R.C 313219

Telephone: +86(572)8681688

E-Mail: export@cndingli.com

<https://en.cndingli.com>

Due to continuous technology updates, technical parameters are subject to change without notice. This picture book is for reference only, the actual product shall prevail. The copyright is owned by zhejiang dingli, any content may not be copied for any purpose without written permission.
2022-10

